

Name \_\_\_\_\_

Wed 27<sup>th</sup> Jan

k

k k k k . . . .

a b c d e f g h i j \_ l m  
n o p q r s t u v w x y z

king



kite



key



kettle



k is for \_\_\_\_\_

k is for \_\_\_\_\_

# Little Red Riding Hood

## Colour by Number

### Key

- 1 = red
- 2 = blue
- 3 = brown
- 4 = pink



# Exploring Technology

## Home Learning Challenges


Have a look around your home. How many different types of technology can you find? Which room has the most electrical devices? Talk to your grown-up and find out what they are used for.



Go for a walk with your grown-up and use a camera or phone to take some photographs. When you get home, you could look back at the different pictures that you have taken.




Do any of your toys make a sound or move when you push a button? Are any of them remote-controlled?

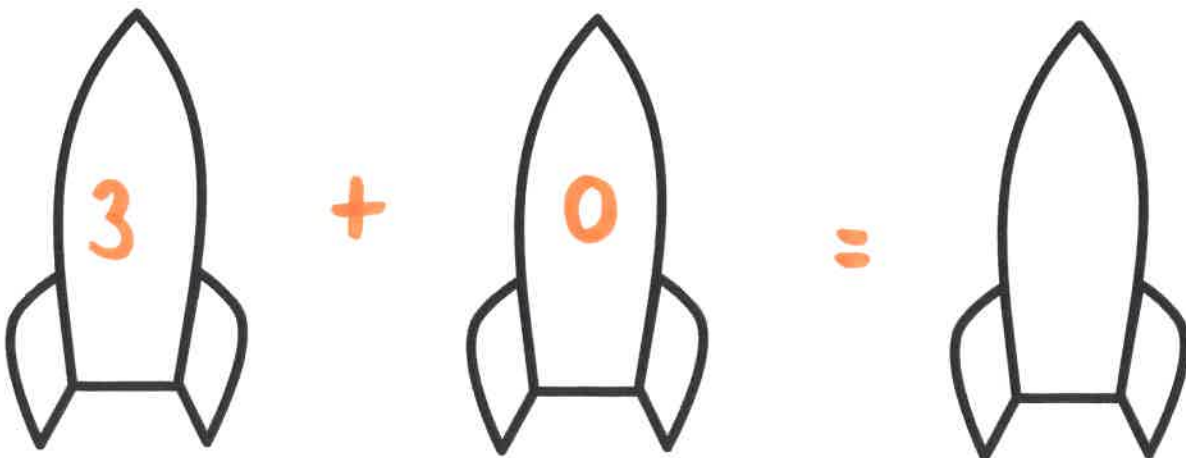
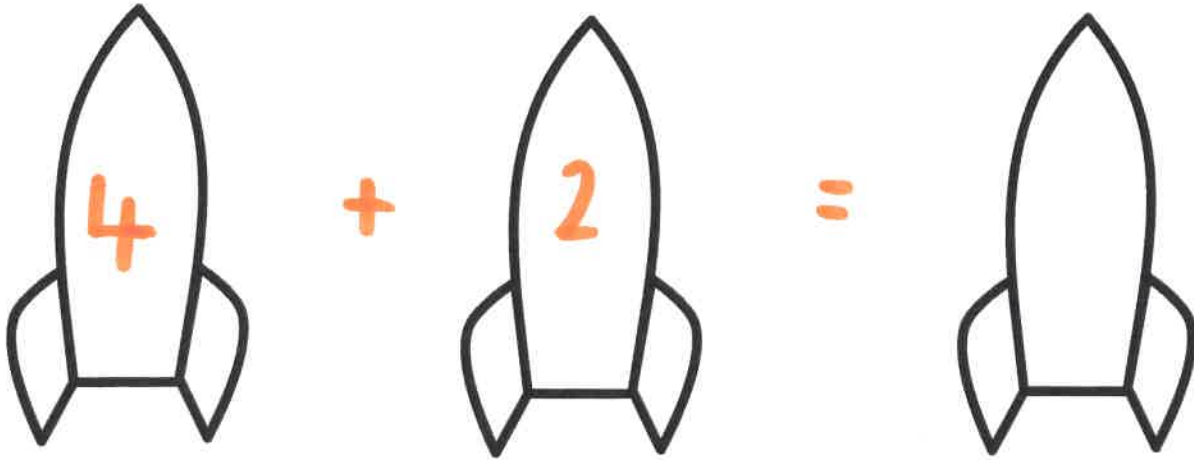
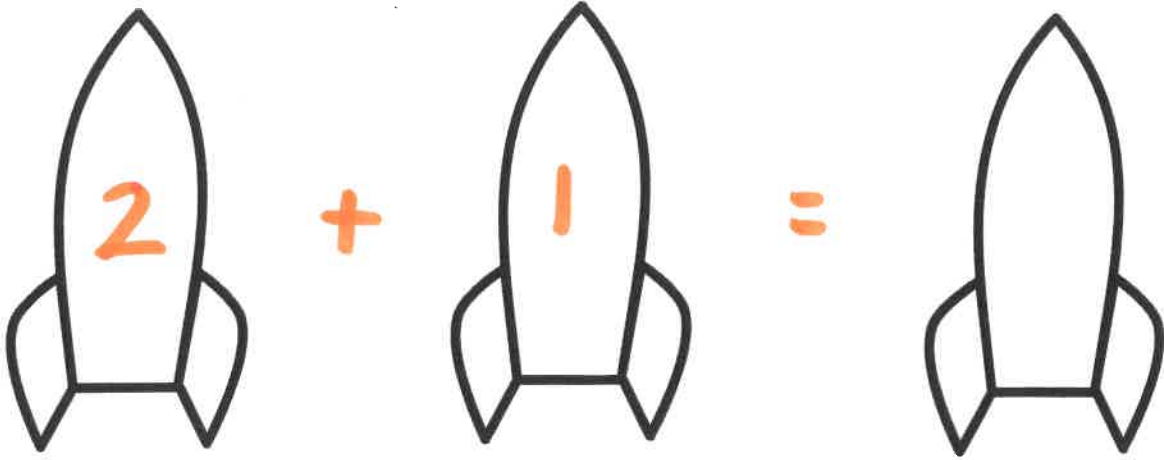



Try making a list of the different types of technology you can see on your way to school. Can you spot any traffic lights? How many cars can you count?

Use some junk-modelling materials to create your own robot. Add buttons and think of some fun things that your robot might do when you push the buttons. It might dance, jump or stand on its head!


Talk to your grown-up about how electrical items can be dangerous. How can you stay safe around electricity? Make a warning sign to keep your friends and family safe.




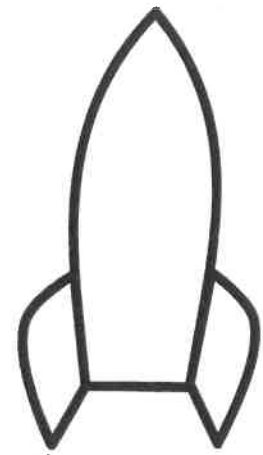





+



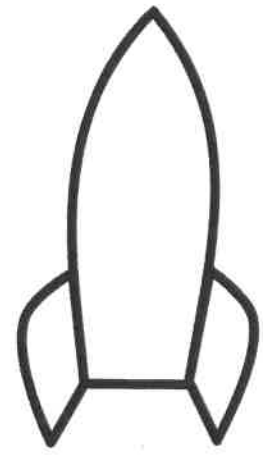
=




+



=



+



=

