














# Rock Pool Research

After a busy day at the seaside, use this sheet to find out more about the animals you may have found in a rock pool. Use the Internet or books to research each of the animals in a rock pool. There is a space to draw a picture of each animal and also a space to write some facts about it. An example one has been done for you.

<b>Sea Anemone</b>		<hr/> <hr/> <hr/>
<b>Blenny</b>		<hr/> <hr/> <hr/>
<b>Starfish</b>		<hr/> <hr/> <hr/>
<b>Seaweed</b>		<hr/> <hr/> <hr/>
<b>Cuttlefish</b>		<hr/> <hr/> <hr/>
<b>Shrimp</b>		<hr/> <hr/> <hr/>

<b>Hermit Crab</b>		<hr/> <hr/> <hr/>
<b>Sea Urchin</b>		<hr/> <hr/> <hr/>
<b>Periwinkle</b>		<hr/> <hr/> <hr/>
<b>Limpet</b>		<hr/> <hr/> <hr/>
<b>Crab</b>		<hr/> <hr/> <hr/>
<b>Shell</b>		<hr/> <hr/> <hr/>
<b>Jellyfish</b>		<hr/> <hr/> <hr/>