

Year 2 Statistics Test 2(M)

Name: _____ Class: _____ Date: _____

1.

I cannot swim.
I can skip.



Mira

I can swim.
I can skip.



Lenny

I cannot swim.
I cannot skip.



Rob

Write each name in the correct box in the table.





	Can swim	Cannot swim
Can skip		
Cannot skip		



2 marks

2. a) Finish the chart.

Pets we like

	Fish		3
	Dog	////	
	Cat	////	
	Rabbit		

b) Which is the most popular pet?

1 mark

c) How many pets are there altogether?














1 mark

1 mark




Total for this page

3. Some pupils choose the fruit they like best. Then they make this chart.

Number of pupils	6				
	5				
	4				
	3				
	2				
	1				
		apple	banana	orange	pear

a) How many pupils chose an apple?

1 mark

b) Four pupils chose an orange.  Show this on the chart.

1 mark

c) Which was the **least** popular fruit?

1 mark

Total for
this page