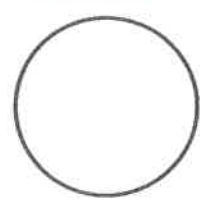
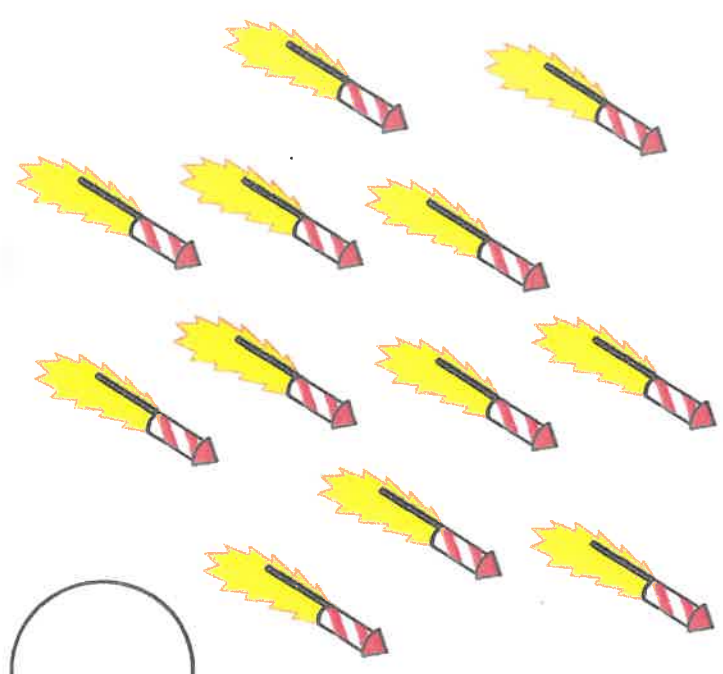





How many telephones?



How many? Write the answer in the circle.



How many rockets?



Four horizontal lines for writing answers.

12

Number Twelve Formation

Trace over these numbers and then try writing your own.



Eli Francis


Fireflies

BIG!
and
Little

Oxford
Reading
Tree




Look at this rhinoceros. It is **big**.



This parrot is little.




This elephant is **big**.



Now, look at this frog. It is **little**.



Look at this giraffe. It is **big**.



This butterfly is little.



Picture Contrast Chart

Big

Giraffe



Elephant



Rhinoceros



Little

Parrot



Frog




Butterfly



Use drawing to think about music

Drawing to sounds and music can be a lovely listening activity, you can invite your child to dance with their hands whilst using their crayons, pencils, felt tips, paint brushes, encouraging them to listen to the music and respond to the music through their visual art. You can explore this with different types of music – watch your child, do the contrasting sections affect how they draw or paint? Experiment with different types of music, does your child have a preference for pieces of music to draw/paint to?

Watch the Oak Academy session – listening to music all about Space.
Draw how the music makes you feel:



Can you make up your own Space song or rhyme? Send me photos 📷