

Nettlesworth Primary School


Forest School Handbook



Forest Schools Lead / Coordinator: Laura Grant

Policy Created March 2018
By Laura Grant

Reviewed March 2023



Contents

Forest School rules and Countryside Code

Toileting Considerations

Travel policy / Walking to the woodland

Forest School Routines

Health and Safety

Forest School Accident / Emergency Procedures

Risk assessment and Risk Management of Site

a) Sessional Safety Sweep Evidence

Designated Person

Appropriate Clothing / Footwear

Appendix:

Insurance


Health and safety school policy

Copies of Ecological Assessment of our Woodland Site

Tool Talks / Handling of Tools Documents

Fire Lighting Procedures

What is Forest School?



The Forest School movement originated in Denmark. It has been an integral part of Early years education since the 1980's when it was introduced as part of an expansion of nursery provision. It is based on the idea that young children can develop enthusiasm for education through the appreciation of nature. In Denmark, Forest schools have found to boost pupils' confidence and improved their behaviour and social skills. Forest school is holistic learning through play and exploration, children learn about the environment, how to handle risks and use their initiative to solve problems and to co-operate with others.

Where?

Our Forest school site is out of the school grounds in a nearby woodland, East View Kimblesworth (*See Ecological Assessments in Appendix*). The site is owned by Durham County Council and they have given us access to use this location for our weekly forest school sessions.


Who?

The Forest School leader at present is Miss Grant, Class 1 Teacher. She commenced her training in October 2017.

Mission statement:

Through weekly visits to our Forest schools site every child will access learning and development within the natural world around them. Every child will succeed through inspirational, stimulating, hands on experiences, developing their self-esteem, confidence and responsibility.

Forest School Code of Conduct



Children will always be made aware of how far they can explore before a session begins. If we are unable to see all the children, shout '1, 2, 3, where are you?' The child should reply '1, 2, 3, I'm here.' This will have been introduced to through a game and practised many times.

Picking up and playing with sticks.

Children will be allowed to carry sticks shorter than their arm's length but made sure they think about how close they are to other children. Longer sticks can be dragged or carried with a child at both ends. Sticks must not be thrown, nor should children be allowed to pull them from living trees.

Tree climbing

When risk assessment carried out before session areas below climbing trees must be checked for sharp objects and the tree checked for loose branches. Children are not to climb higher than an adults arm length or chest height. (This will be taught). Unsafe or tempting trees can be marked with a hazard tape.

Rope and string use


Children will be encouraged to connect and transport materials but prevented from tying up other children or themselves! If a child has a good idea and wants, for example, to try and build a rope swing do help them and use the opportunity to model appropriate knot tying.

All string and rope must be collected up at the end of the session.

Carrying and transporting materials

The children should be encouraged to roll, lift, drag and pull materials either by hand or using ropes. The safe way to lift, by bending your knees and keeping your back straight should be modelled by all adults. Heavier objects will be rolled, dragged or carried by more people.

Digging



There will be a designated area for digging. Children will be shown how to look after the tools. Children will be shown how to look carefully for insects and their habitats and look after them when they have found them.

Toileting

Children will always use the toilet before leaving school and going to the woodland site. However, in the case of an emergency we have a designated toilet area in the woodland protected with tarpaulin covers tied to trees. If we are in the woodland area a member of staff will always go to the toilet with a child for support.

Eating and Drinking


Children will be taught not to eat anything found in the woods through 'stop, no pick, no lick'. We will discuss this together so that children are secure in their knowledge. If we take drinks or snacks outside we will ensure children use wipes to clean their hands before eating their snack or drinking.

Fire circle

At our forest schools site we have a fire circle with a fire wok in the middle (5 metres in diameter). Children will be seated on other logs or tarpaulin sheets approx. 1.5 metres from the fire. There must be no running within the fire area and anything being carried must be placed on the ground behind the seating. We then step over the logs to sit down. The fire is never left unattended at any time and an adult is always there until it is extinguished. Only 4 people are allowed in the fire circle at any one time and they have to be invited in by an adult. You must walk around the fire circle in an anti-clockwise direction and there is a designated entrance and exit to the circle. When tending to the fire you must always adopt the 'respect position' with one knee on the ground and then other for firmly on the ground. Children will be taught that before eating anything cooked on the fire they must wait at least 20 seconds before eating and must stay seated until finished.

Collecting Wood

Wood can only be collected from the ground layer of our woodland. '




Leaving the site

The site must always be left as it is found. If artefacts are made using 'found materials' these may be taken off the site and back to school. Shelters should normally be demolished and imported materials taken back into school at the end of each session.

Forest School Rules

- Look after your Forest School
- Do not pick anything growing
- Do not put your fingers or anything else in your mouth
- Stay within the boundaries marked, 'we don't go over it and we don't go under it'.
- Stay outside of the fire circle.
- Look above, below and around for hazards.

Travelling / Walking to and from the Forest



Forest schools takes place every Thursday morning (unless otherwise informed) and the children need to be in school for 8.45am in order to get changed into the correct clothing and footwear with the support of the class teacher.

Children have forest school partners which remain the same each week for the walk to and from the forest. A minimum of 2 adults will accompany the children to and from the forest and remain on site throughout the entire morning session.

In case of an emergency the adults must contact the school immediately or contact the appropriate emergency services, giving them details of location and grid reference.

Nettlesworth primary School

Front Street,

Nettlesworth


DH2 3PF

0191 3710444

The school travel Policy should be adhered to at all times if the children were to be leaving the school.

Forest School Routines

Procedures to be carried out before each session




- A through sweep of the site will be done half termly and then before each session to check for litter, glass, animal faeces, etc. Any such items should be collected using disposable gloves and a plastic bag.
- At the same time boundary ropes, fences, gates and hedges should be checked to ensure that they are secure and safe.
- Trees should be checked for any broken or dead branches which may fall.
- Checks should be made that no dead twigs, etc. protruding at eye-level from bushes etc.
- Check weather conditions, if it is unduly windy or a thunder storm is imminent or has commenced. Then it is not advisable to carry out a Forest school session.

Procedures to be carried out at the end of each session.

- Clear away everything.
- Ensure if used that the fire is completely extinguished, wok taken down and packed into the trolley.
- Count all the tools back into the storage bags and boxes.
- Count children and adults and ensure that all are accounted for.
- Collect any assessment sheets or observations from adults. Discuss next steps/ideas with adults back at school site present.

Insurance

The children Act 2004 and the Health and Safety Work Act 1974 place a number of legal responsibilities on the school. Hurst Green Infant School and Nursery has insurance cover



appropriate to its duties under this legislation, including Employer's and Public Liability Insurance. Responsibility will in most cases rest with the school but staff will take reasonable care, both for themselves and other people who may be affected by their acts or omissions at work. (Copy of school insurance in appendix)


Health and Safety

Nettlesworth Primary School sets out a clear statement of intent regarding the schools' approach to the health and safety of the children, staff and visitors to the school. The following list is additional measures relating directly to Forest School sessions.

1. However many adults accompany Forest School sessions the person in charge is always the Forest School Leader.
2. The Forest School Leader has overall duty of care for the children in his/her charge, but all adults are required to take all reasonable steps to ensure children are safe.
3. All adult helpers must read this handbook and appropriate risk assessments and understand and agree to comply with the general operating procedures for Forest School.
4. The Forest School Leader or assistant will carry a first aid kit and Emergency bag. The emergency bag will contain:
 - Essential survival equipment
 - Contact list for each child undertaking activities
5. The Forest School leader will always carry a mobile in the case of an emergency.
6. In the event of an emergency, the Forest School leader will ensure that the school contacts the emergency services.
7. The Forest School leader will review the risk assessments before every trip to the Forest site.
8. When tools are used the Adult/child ratio will be always be 1:1 There is only one exception to this- the use of potato peelers for stick whittling.

Equal Opportunities, Inclusion and Forest School

Nettlesworth Primary School is committed to the idea that there should be equal opportunity for all. Our policies help to ensure that we promote the individuality of our children, irrespective of ethnicity, attainment, age, disability, gender or background.



We undertake that all children:

- Feel secure and know that their contributions are valued
- Appreciate and value the differences they see in others.
- Are able to participate safely in clothing that is appropriate to their religious beliefs.
- Are taught in groupings that allow them to experience success
- Use materials that reflect a range of social and cultural backgrounds
- Have a common curriculum experience that allows for a range of different learning styles
- Are set challenging targets that allow them to succeed
- Participate fully, regardless of disabilities or medical needs.

Safeguarding Children, Confidentiality and Forest School


Nettlesworth Primary recognises its responsibilities for Child Protection and for confidentiality. The school recognises that effective Child Protection work requires sound procedures, good inter-agency cooperation and a workforce that is competent and confident in responding to child protection situations. A full copy of our Safeguarding Policy is held in the school.

Equal Opportunities, Inclusion and Forest School

Nettlesworth Primary School is committed to the idea that there should be equal opportunity for all. Our policies help to ensure that we promote the individuality of our children, irrespective of ethnicity, attainment, age, disability, gender or background.

We undertake that all children:

- Feel secure and know that their contributions are valued
- Appreciate and value the differences they see in others.
- Are able to participate safely in clothing that is appropriate to their religious beliefs.
- Are taught in groupings that allow them to experience success
- Use materials that reflect a range of social and cultural backgrounds
- Have a common curriculum experience that allows for a range of different learning styles
- Are set challenging targets that allow them to succeed



- Participate fully, regardless of disabilities or medical needs.

Safeguarding Children, Confidentiality and Forest School

Nettlesworth Primary School recognises its responsibilities for Child Protection and for confidentiality. The school recognises that effective Child Protection work requires sound procedures, good inter-agency cooperation and a workforce that is competent and confident in responding to child protection situations. A full copy of our Safeguarding Policy is held in the school.


Emergency Incident Procedures during Forest School

- Children with minor injuries will go back into school with another child and go to school office.
- Major injuries will be dealt with by Forest School Leader. Nominated assistant will phone through to school so that the emergency services can be advised. Assistant(s) will support other children bringing them back to base camp.
- Evacuation of site children will be called back to base camp (1, 2, and 3) counted and then lined up and walked back into school.
- Record full details through school incident procedure back at school.
- **Missing child.** Children will be taught 123 where are you?
 1. **Search vicinity**
 2. **Assemble rest of children**
 3. **Call into school to alert and school calls police(parent/guardian)**
 4. **Follow school critical incident procedure.**

Risk assessment guidelines and forms:

A site risk assessment will be carried out half termly and a check made before every Forest school session will take place. In addition an activity risk assessment will be in place for any activity that may require it.

The risk assessment process is as follows.



- We look for hazards
- We decide who might be harmed and how this might happen
- We evaluate the risks and decide whether the existing precautions are adequate or whether more should be done.
- We record our findings
- We review our assessments and revise them if necessary
- We inform all adults accompanying the group.
- We have a copy with us on an observation board.


Designated person responsibility: The Forest School Leader Miss L Grant. She is a member of the teaching staff at Nettlesworth Primary School and is the Class 1 Teacher as well as Early Years & Literacy Co-ordinator. She commenced Forest School Level 3 training in October 2017 and also holds a 3 year Paediatric First Aid Certificate. Miss Grant will carry out all role- safety sweeps, risk assessments and will plan for the sessions (so that relevant curriculum subjects can be incorporated into session). Miss Grant and the relevant class teaching assistant will check everyone is wearing the correct clothing etc.

To ensure that the children gain the confidence, feel safe and gain maximum benefit from Forest School it is important that all Teachers and support staff, act at all times as good role-models. Miss Grant will give staff any support they need to in turn support the children's experience. She will advise staff who and what we may be observing during Forest School. But as other lessons it is important to record any fabulous 'wow' moments of other children. All staff will have a camera/ipad. The Teaching Assistant will ensure we have any snacks or drinks and will ensure we have our tool kit with us if needed and spare clothes. Miss Grant & the teaching assistant will each have their own Emergency bag. Miss Grant will be responsible for carrying and issuing the medication of children who require it to and from the forest (Inhalers, EpiPens etc.).

Risk Management of Tools and Equipment

General rules for tool use:

- All tools must have additional risk assessment in the Forest Schools Folder.
- All tools to be stored in school securing, with Forest School leader having overall responsibility and access.




- Forest School Leader has responsibility and safe storage of tools at Forest School site.
- A designated area will be used for activities involving tools.
- Adults and children to sit when using tools.
- Never walk around with tools.
- Children will be taught to ensure they have 'a blood bubble' around them, when using tools.
- Tools are to be clean and sharp before use.
- Children can only use tools with Forest School Leader.

Forest School Emergency Kit

In addition to tools/resources suited to the planned activity. The Forest School leader will always take an emergency bag.

- First Aid kit
- Emergency procedures
- Medical information and emergency contact details of all in group
- Risk assessments
- Mobile phone
- Clean water



- Accident sheets
- Individual medication
- Blanket
- Wet wipes
- Tick remover
- Spare clothing
- Torch

Appendix